



Empowering Familial Genetic Research Through Data Visualizations

The Problem



Genetic researchers want

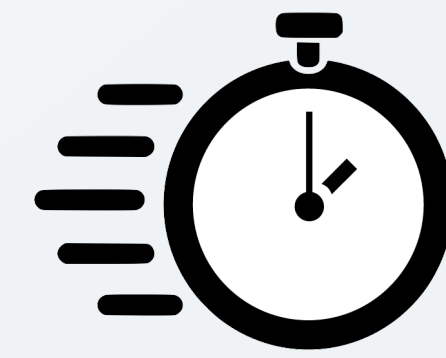
a better tool for efficiently



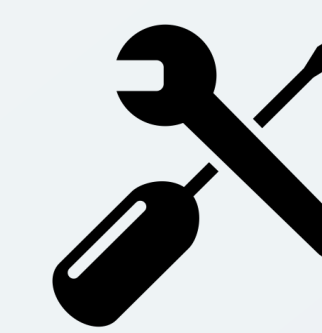
analyzing familial data.

Our Solution


What makes Spyro different from other genetic analysis tools?



Easy to Use



No Setup Required



Side-by-Side Comparisons



Handles All 5 Types of Genetic Variants

File Directory

Users can view the data files of all individuals. Users can select and de-select which visualizations they would like to compare here.

Selected	File Name	Family	Role	Infected?
<input type="checkbox"/>	Father	family-x	Father	No
<input type="checkbox"/>	Mother	family-x	Mother	No
<input type="checkbox"/>	Child	family-x	Child	No
<input type="checkbox"/>	Father	family-y	Father	No
<input type="checkbox"/>	Mother	family-y	Mother	Yes
<input type="checkbox"/>	Child	family-y	Child	No

Save Session

Keeps track of which individuals the user is comparing to help them easily pick up where they left off.

Multi-Family View

Users can easily pick the families from which they wish to view individual members. The button colors correspond to the role of the family member (Father, Mother, Child).

Search by Index

Points of interest can be investigated by entering specific start and end coordinates.

BioGraph Visualization

Users can visualize and compare their data side-by-side by using Spiral Genetics' uniquely powerful format for genomic data.

Download

Downloads a comparison of the selected individuals' BioGraph visualizations.

