

PowBility

Accessibility Checker
for Power BI
Visualizations



Sponsored by
Microsoft




problem

- Power BI visualizations are often not accessible
- There is a lack of accessibility tools & standard guidelines on how to make visualizations accessible

our solution

A chrome extension for Power BI reports that enables report creators to design accessible visualizations that are compliant with accessibility standards



meet team DARE



Drishti Vidyarthi
Designer



Aarushi Bhatnagar
PM/Research



Rebecca Klein
Back-end Developer

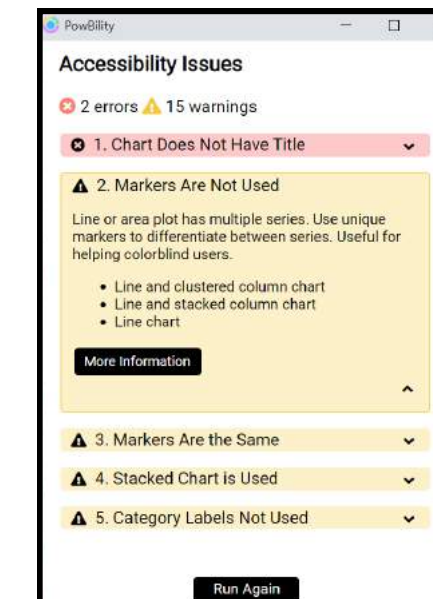


Erika Sundstrom
Front-end Developer



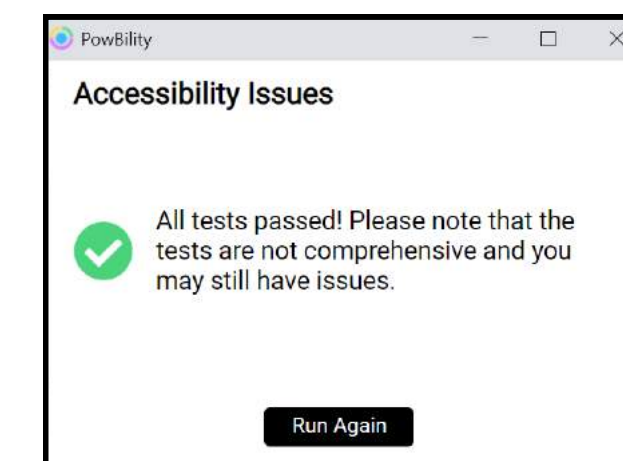
step 2.

Read and fix your
accessibility errors
and warnings



step 3.

Continue on the
path of accessibility

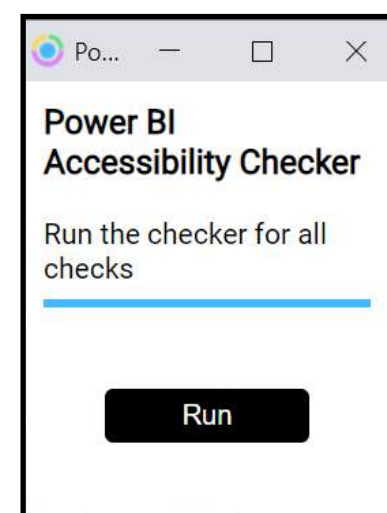


Review the
Best Practices
documentation
to learn more

How does it work?

step 1.

Run the checker on any
Power BI report



Microsoft



Information School
UNIVERSITY of WASHINGTON