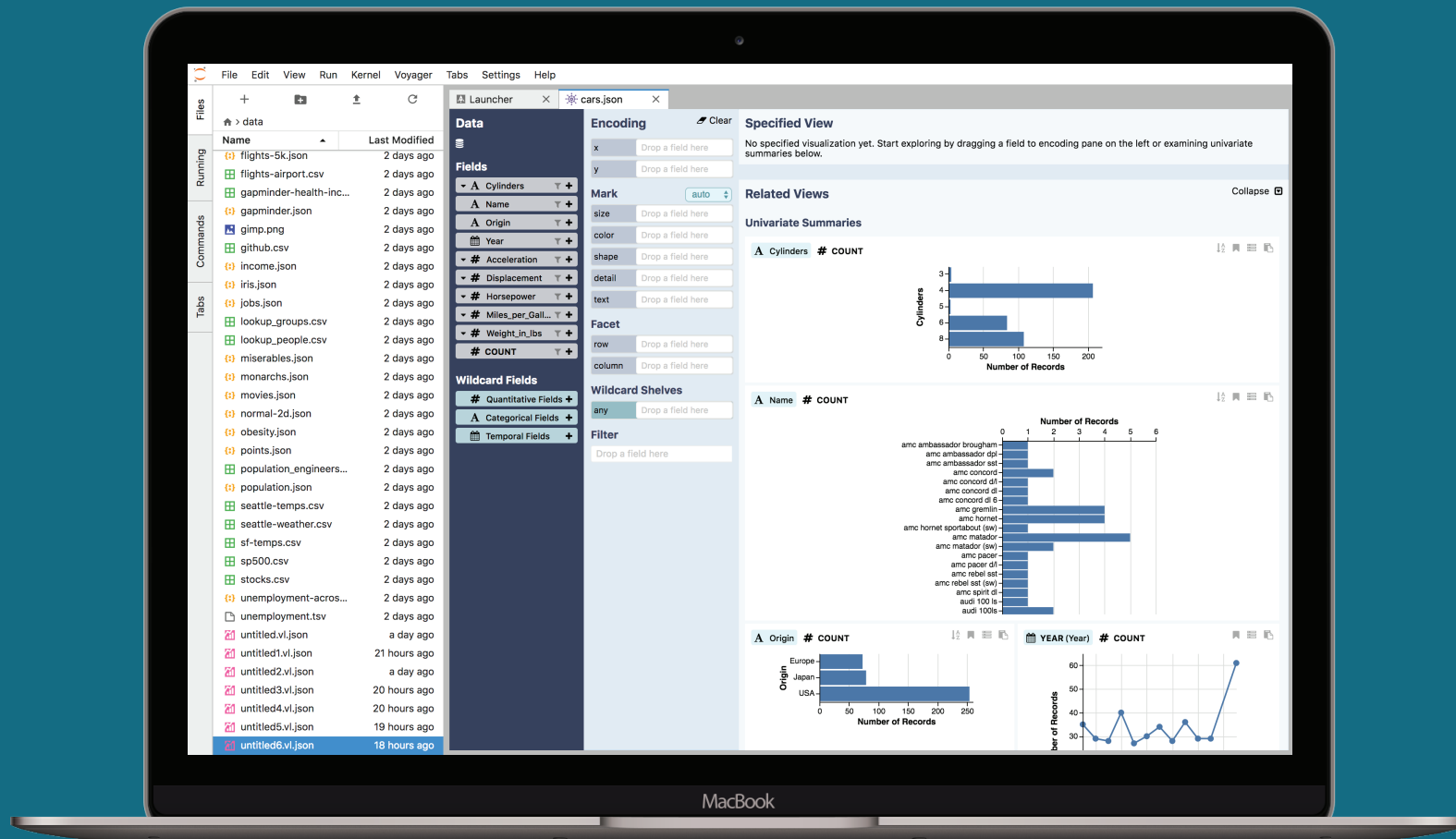
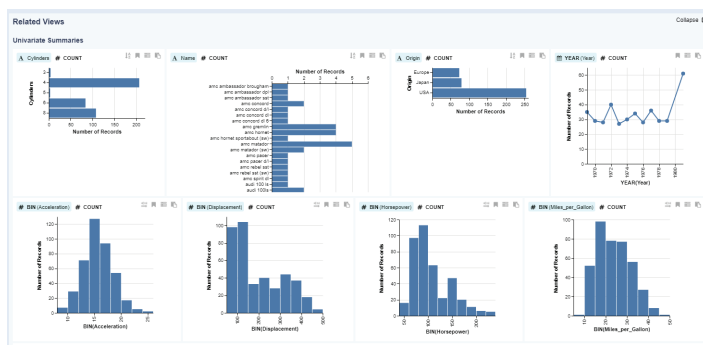


Voyager 2 - JupyterLab Extension

Changing the way you explore data in JupyterLab.

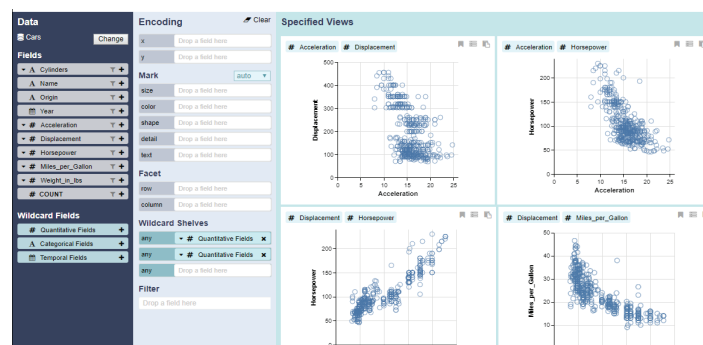


RELATED VIEWS



Promote Data Coverage:
Automatically recommend charts based on the current user-specified focus view.

WILDCARDS



Specify Multiple Charts in Parallel:
Wildcards let users specify multiple charts & transformations in parallel.

CUSTOMIZATION



Personalize Visualizations:
Adjust positional and mark encodings to fit specific needs with the Field-Customizer UI.

SIMPLE

Create and discover visualizations within a next-generation user interface.

EXPLORABLE

Ditch code and static images for an interface that you can customize and explore.

SEAMLESS

Iterate between model building and data exploration within a unified interface.

GET STARTED

1

Start JupyterLab.
Voyager starts and runs within the JupyterLab environment.

2

Load Your Data.
Supports: CSV, TSV, JSON, vl.JSON & pandas dataframes.

3

Explore Your Data.
Expedite exploration with visualization recommendations.

4

Export Your Findings.
Export visualizations back to the notebook.